

S7 SPINNER



- UNIQUE QUICK-CONNECT, QUICK-CLEAN FEATURES
- FLOW CONTROL OPTIONS
- OPTIONAL TREE STARTER (BREAK OFF) TABS
- OPTIONAL PVC STAKES
- PREVENT TUBING DAMAGE

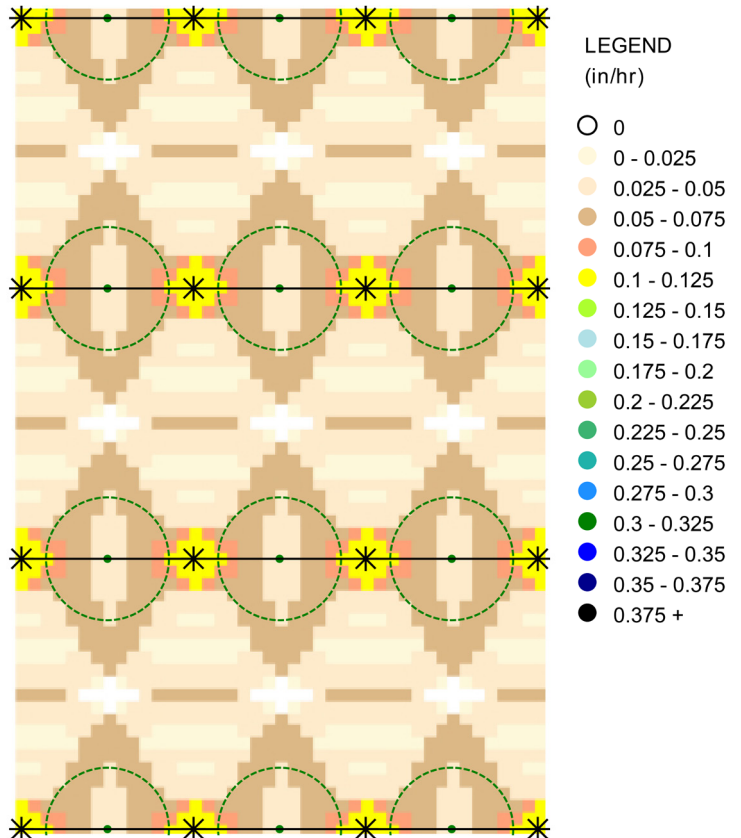


LOW APPLICATION RATE FULL COVERAGE IRRIGATION

TYPICAL EXAMPLE #1 (SHOWN IN OVERLAP BELOW) S7 SPINNER, BLUE PLATE, 11 GPH 7 FC NOZZLE MOUNTED WITH QC4, 16" STAKE, 30" 4MM FEED HOSE			
Tree Spacing	14' x 22'	Pressure in PSI	25
Sprinkler Spacing	14' x 22'	Flow Rate in GPH	11.00
Application Rate	0.06	Stream Ht. in Inches	23
Inches Applied in 24 Hrs	1.4	CU	60%
SPRINKLERS/ACRE	141.4	DU	47%
GPM/acre	25.9	% Overlap	58%
TYPICAL EXAMPLE #2 (OVERLAP NOT SHOWN) S7 SPINNER, BLUE PLATE, 11 GPH 7 FC NOZZLE MOUNTED WITH QC4, 16" STAKE, 30" 4MM FEED HOSE			
Tree Spacing	15' x 21'	Pressure in PSI	25
Sprinkler Spacing, (triangular)	15' x 21'	Flow Rate in GPH	11.00
Application Rate	0.06	Stream Ht. in Inches	23
Inches Applied in 24 Hrs	1.3	CU	60%
Sprinklers/acre	138.3	DU	50%
GPM/acre	25.4	% Overlap	58%



Sprinkler: * Wetted Radius: ----- Tree: ●



R5 ROTATOR®

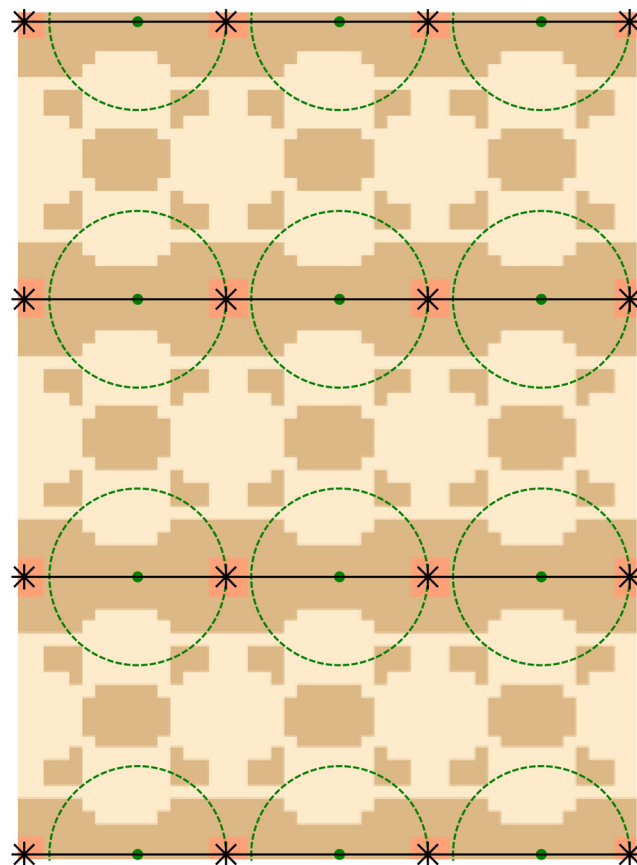


- LOWEST COST OPTION FOR ROTATOR® FULL COVERAGE
- SMALLER DROPLETS
- LONG WEAR LIFE
- LOW APPLICATION RATES



LOW APPLICATION RATE FULL COVERAGE IRRIGATION

TYPICAL EXAMPLE #1 (SHOWN IN OVERLAP BELOW) R5 ROTATOR, GREEN PLATE, #40 BLUE NOZZLE, MOUNTED WITH FT-01, 17" STAKE, 36" 4MM FEED HOSE			
Tree Spacing	16' x 22'	Pressure in PSI	32
Sprinkler Spacing	16' x 22'	Flow Rate in GPH	13.70
Application Rate	0.06	Stream Height in Inches	20
Inches Applied in 24 Hours	1.5	CU	88%
SPRINKLERS/ACRE	123.8	DU	80%
GPM/acre	28.3	% Overlap	78%
TYPICAL EXAMPLE #2 (OVERLAP NOT SHOWN) R5 ROTATOR, GREEN PLATE, #40 BLUE NOZZLE, MOUNTED WITH FT-01, 17" STAKE, 36" 4MM FEED HOSE			
Tree Spacing	15' x 22'	Pressure in PSI	32
Sprinkler Spacing, (tri- angular)	15' x 22'	Flow Rate in GPH	13.70
Application Rate	0.07	Stream Height in Inches	20
Inches Applied in 24 Hours	1.6	CU	90%
Sprinklers/acre	132.0	DU	88%
GPM/acre	30.1	% Overlap	83%



LEGEND (in/hr)

- 0
- 0 - 0.03
- 0.03 - 0.06
- 0.06 - 0.09
- 0.09 - 0.12
- 0.12 - 0.15
- 0.15 - 0.18
- 0.18 - 0.21
- 0.21 - 0.24
- 0.24 - 0.27
- 0.27 - 0.3
- 0.3 - 0.33
- 0.33 - 0.36
- 0.36 - 0.39
- 0.39 - 0.42
- 0.42 - 0.45
- 0.45 +

Sprinkler: * Wetted Radius: - - - - - Tree: ●




R10 ROTATOR®



- UNMATCHED HIGH UNIFORMITY
- LOW APPLICATION RATE FULL COVERAGE
- DURABLE AND RELIABLE



Sprinkler: * Wetted Radius: ----- Tree: ●


LEGEND
(in/hr)

- 0
- 0 - 0.03
- 0.03 - 0.06
- 0.06 - 0.09
- 0.09 - 0.12
- 0.12 - 0.15
- 0.15 - 0.18
- 0.18 - 0.21
- 0.21 - 0.24
- 0.24 - 0.27
- 0.27 - 0.3
- 0.3 - 0.33
- 0.33 - 0.36
- 0.36 - 0.39
- 0.39 - 0.42
- 0.42 - 0.45
- 0.45 +

**LOW APPLICATION RATE
FULL COVERAGE IRRIGATION**

TYPICAL EXAMPLE #1 (SHOWN IN OVERLAP BELOW) R10 ROTATOR, ORANGE PLATE, #50 GREEN NOZZLE, MOUNTED WITH FT3, 16" STAKE, 30" 5MM FEED HOSE			
Tree Spacing	16' x 22'	Pressure in PSI	35
Sprinkler Spacing	32' x 22'	Flow Rate in GPM	0.43
Application Rate	0.06	Stream Height in Inches	43
Inches Applied in 24 Hours	1.4	CU	83%
SPRINKLERS/ACRE	61.9	DU	76%
GPM/acre	26.6	% Overlap	94%
TYPICAL EXAMPLE #2 (OVERLAP NOT SHOWN) R10 ROTATOR, RED PLATE, #45 PURPLE NOZZLE, MOUNTED WITH FT3, 16" STAKE, 30" 5MM FEED HOSE			
Tree Spacing	14' x 22'	Pressure in PSI	40
Sprinkler Spacing	28' x 22'	Flow Rate in GPM	0.37
Application Rate	0.06	Stream Height in Inches	21
Inches Applied in 24 Hours	1.4	CU	87%
Sprinklers/acre	70.7	DU	80%
GPM/acre	26.2	% Overlap	82%

R10T ROTATOR®



- MID-RANGE, FULL COVERAGE OPTION
- LONG WEAR LIFE
- LOW APPLICATION RATES



LOW APPLICATION RATE FULL COVERAGE IRRIGATION


TYPICAL EXAMPLE #1 (SHOWN IN OVERLAP BELOW) R10T ROTATOR, PURPLE PLATE, #8.3 GRAY NOZZLE, MOUNTED W/ FT4, 24" STEEL STAKE, 36" 10MM FEED HOSE

Tree Spacing	18' x 24'	Pressure in PSI	35
Sprinkler Spacing (triangular)	36' x 24'	Flow Rate in GPM	0.72
Application Rate	0.08	Stream Ht. in Inches	40
Inches Applied in 24 Hr.	1.9	CU	82%
SPRINKLERS/ACRE	50.4	DU	75%
GPM/acre	36.3	% Overlap	84%

TYPICAL EXAMPLE #2 (OVERLAP NOT SHOWN) R10T ROTATOR, PURPLE PLATE, #8.3 GRAY NOZZLE, MOUNTED W/ FT4, 24" STEEL STAKE, 36" 10MM FEED HOSE

Tree Spacing	20' x 24'	Pressure in PSI	35
Sprinkler Spacing, (triangular)	40' x 24'	Flow Rate in GPH	0.72
Application Rate	0.07	Stream Ht. in Inches	40
Inches Applied in 24 Hr.	1.7	CU	83%
Sprinklers/acre	45.4	DU	72%
GPM/acre	32.7	% Overlap	79%

Sprinkler: * Wetted Radius: ----- Tree: ○



LEGEND (in/hr)

- 0
- 0 - 0.025
- 0.025 - 0.05
- 0.05 - 0.075
- 0.075 - 0.1
- 0.1 - 0.125
- 0.125 - 0.15
- 0.15 - 0.175
- 0.175 - 0.2
- 0.2 - 0.225
- 0.225 - 0.25
- 0.25 - 0.275
- 0.275 - 0.3
- 0.3 - 0.325
- 0.325 - 0.35
- 0.35 - 0.375
- 0.375 +



SOLUTIONS FOR IRRIGATING ALMONDS

R2000

ROTATOR®

- LARGEST, FULL COVERAGE OPTION
- LONG WEAR LIFE
- LOW APPLICATION RATES
- NO RISER VIBRATION



Sprinkler: * Wetted Radius: ----- Tree: ●



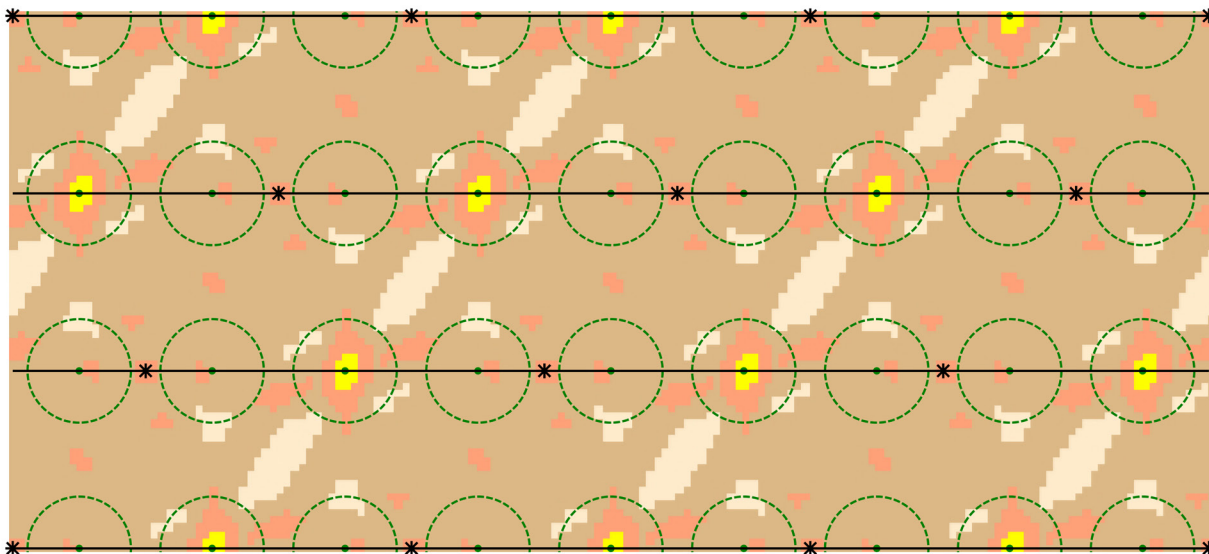
LOW APPLICATION RATE FULL COVERAGE IRRIGATION

TYPICAL EXAMPLE #1 (SHOWN IN OVERLAP BELOW)
R2000 ROTATOR, YELLOW PLATE, #8.3 GRAY NOZZLE,
MOUNTED WITH 3/4" PVC-10, 22" PVC STAKE,
36" 10MM FEED HOSE

Tree Spacing	18' x 24'	Pressure in PSI	50
Sprinkler Spacing (offset 18')	54' x 24'	Flow Rate in GPM	0.86
Application Rate	0.06	Stream Height in Inches	46
Inches Applied in 24 Hours	1.5	CU	88%
SPRINKLERS/ACRE	33.6	DU	79%
GPM/acre	28.9	% Overlap	75%

TYPICAL EXAMPLE #2 (OVERLAP NOT SHOWN)
R2000 ROTATOR, YELLOW PLATE, #8.3 GRAY NOZZLE,
MOUNTED WITH 3/4" PVC-10, 22" PVC STAKE,
36" 10MM FEED HOSE

Tree Spacing	16 x 22	Pressure in PSI	40
Sprinkler Spacing, (triangular)	48 x 22	Flow Rate in GPH	0.77
Application Rate	0.07	Stream Height in Inches	43
Inches Applied in 24 Hours	1.7	CU	82%
Sprinklers/acre	41.3	DU	77%
GPM/acre	31.8	% Overlap	80%



LEGEND (in/hr)

- 0
- 0 - 0.025
- 0.025 - 0.05
- 0.05 - 0.075
- 0.075 - 0.1
- 0.1 - 0.125
- 0.125 - 0.15
- 0.15 - 0.175
- 0.175 - 0.2
- 0.2 - 0.225
- 0.225 - 0.25
- 0.25 - 0.275
- 0.275 - 0.3
- 0.3 - 0.325
- 0.325 - 0.35
- 0.35 - 0.375
- 0.375 +